

The 

Ohio County High High School
---------------------------------

Hartford City
------------------

, Kentucky

certifies to the KHSAA that the following is an accurate and true representation of the facts surrounding compliance with 20 V.S.C. Sections 1681-1688, it. Seq. (also known as Title IX).

The following persons are to be identified:


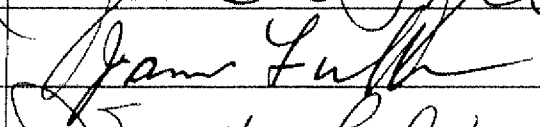


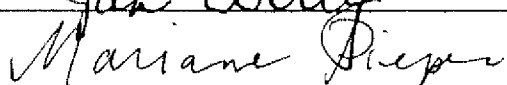
**School District Title IX Coordinator:**

Name	Jan Everly
Professional Title	Special Ed Director / Title IX
Phone Number	(270) 298 3249
Address	Ohio County Board of Education 315 East Union St Hartford Ky 42347

**School Title IX Coordinator:**

Name	James Fulkerson
Professional Title	Athletic Director
Phone Number	(270) 298 3366
Address	Ohio County High School 1400 South Main Street Hartford Ky 42347

The following signatures verify the authenticity of the documents included:

	SIGNATURE	DATE
Principal		9/22/05
School Title IX Coordinator		9/22/05
Superintendent Soretha Ralph		9/22/05
District Title IX Coordinator Jan Everly		9/22/05
School Board Chairperson M. Pieper		9/23/05

**Gender Equity Review Committee Members:**

MEMBER NAME	TITLE	SIGNATURE	DATE	(✓)*
John Stoffer	Principal	<i>John Stoffer</i>	9/21/05	✓
James Fulkerson	Athletic Director	<i>James Fulkerson</i>	9/21/05	—
Daniel Crume	Teacher	<i>Daniel A. Crume</i>	9/21/05	✓
Chaundra Young	Teacher	<i>Chaundra Young</i>	9/21/05	
Neil Grant	Teacher	<i>Neil Grant</i>	9/21/05	✓

\* - Please check (✓) if Committee member has reviewed this final submission.



**KHSAA TITLE IX RE-VISIT  
PARTICIPATION OPPORTUNITIES – SUMMARY CHART  
2005-2006 SCHOOL YEAR**

KHSAA  
Form 170  
Rev. 8/05

ATHLETIC PARTICIPATION OPPORTUNITIES					
TEST I (Proportionality)		TEST II (History)	TEST III (Interest)		
COLUMN 1	COLUMN 2	COLUMN 3	COLUMN 4		
PERCENTAGE OF TOTAL ENROLLMENT BY GENDER	PERCENTAGE OF TOTAL PARTICIPATION BY GENDER	PERCENT OF TOTAL PARTICIPATION BY GENDER ADDED IN THE PAST 5 YEARS	BASED ON RESPONSES TO THE INTERSCHOLASTIC SURVEY, WAS THERE SUFFICIENT INTEREST TO FORM A VIABLE INTERSCHOLASTIC TEAM NOT ALREADY PROVIDED? (Yes/No) IF YES, IDENTIFY THE SPORT(S)		
SCHOOL					
Ohio County High School					
SCHOOL YEAR:					
GIRLS	2002-2003	48%	45.2%	50.3%	No
	2003-2004	48%	38.3%	43.8%	No
	2004-2005	48.4	44.5%	47.9%	N/A
SCHOOL YEAR:					
BOYS	2002-2003	52%	54.8%	6.8%	No
	2003-2004	52%	61.7%	15.8%	No
	2004-2005	51.6	55.5%	14%	N/A

Principal's Signature \_\_\_\_\_

DIRECTIONS FOR COMPLETING EACH COLUMN ARE ENUMERATED ON PAGES 4 & 5



**KHSAA TITLE IX RE-VISIT  
PARTICIPATION OPPORTUNITIES CHART-DIRECTIONS  
2005-2006 SCHOOL YEAR**

**DIRECTIONS FOR COMPLETING EACH COLUMN ON FORM T-70**

**COLUMN 1  
(TEST 1)**

For girls for each of the three years included (2002-2003, 2003-2004 and 2004-2005), record the Percentage of Total Enrollment. This number can be copied from previous Forms T-1, Participation Opportunities Test One, in the Annual Reports for 2002-2003, 2003-2004 and 2004-2005. If you received any corrected Forms T-1 from KHSAA offices, please use this information to complete Form T-70.

For boys for each of the three years included (2002-2003, 2003-2004 and 2004-2005), record the Percentage of Total Enrollment. This number can be copied from previous Forms T-1, Participation Opportunities Test One, in the Annual Reports for 2002-2003, 2003-2004 and 2004-2005. If you received any corrected Forms T-1 from KHSAA offices, please use this information to complete Form T-70.

**COLUMN 2  
(TEST 2)**

For girls for each of the three years included (2002-2003, 2003-2004 and 2004-2005), record the Percentage of Total Participation. This number can be copied from previous Forms T-1, Participation Opportunities Test One, in the Annual Reports for 2002-2003, 2003-2004, and 2004-2005. If you received any corrected Forms T-1 from KHSAA offices, please use this information to complete Form T-70.

For boys for each of the three years included (2002-2003, 2003-2004 and 2004-2005), record the Percentage of Total Participation. This number can be copied from previous Forms T-1, Participation Opportunities Test One, in the Annual Reports from 2002-2003, 2003-2004, and 2004-2005. If you received any corrected Forms T-1 from KHSAA offices, please use this information to complete Form T-70.



KHSAA TITLE IX RE-VISIT  
PARTICIPATION OPPORTUNITIES CHART-DIRECTIONS  
2005-2006 SCHOOL YEAR

DIRECTIONS FOR COMPLETING EACH COLUMN ON FORM T-70

**COLUMN 3**  
(TEST 2)

For girls for each of the three years included (2002-2003, 2003-2004 and 2004-2005), record the Percent of Total Participation by Sex Added in the Past Five Years. This number can be copied from previous Forms T-2, Participation Opportunities Test Two, in the Annual Reports for 2002-2003, 2003-2004, and 2004-2005. If you received any corrected Forms T-2 from KHSAA offices, please use this information to complete Form T-70.

For boys for each of the three years included (2002-2003, 2003-2004 and 2004-2005), record the Percent of Total Participation by Sex Added in the Past Five Years. This number can be copied from previous Forms T-2, Participation Opportunities Test Two, in the Annual Reports for 2002-2003, 2003-2004, and 2004-2005. If you received any corrected Forms T-2 from KHSAA offices, please use this information to complete Form T-70.

**COLUMN 4**  
(TEST 3)

For girls for each of the most recent years included during which a Student Interest Survey was conducted (2002-2003 and 2003-2004), record a "yes" or a "no" to the question: Was There Sufficient Interest to Form a Viable Interscholastic Team Based on Responses to the Interscholastic Survey? If the answer is "yes", then identify the sport or sports in which there was interest. This answer can be copied from previous Forms T-3, Participation Opportunities Test Three, Question #3, in the Annual Reports for 2002-2003 and 2003-2004.  
**COLUMN 4 NOTE:** N/A for the 2004-2005 school year since no Student Interest Survey was required.

For boys for each of the most recent years included during which a Student Interest Survey was conducted (2002-2003 and 2003-2004), record a "yes" or a "no" to the question: Was There Sufficient Interest to Form a Viable Interscholastic Team Based on Responses to the Interscholastic Survey? If the answer is "yes", then identify the sport or sports in which there was interest. This answer can be copied from previous Forms T-3, Participation Opportunities Test Three, Question #3, in the Annual Reports for 2002-2003 and 2003-2004.  
**COLUMN 4 NOTE:** N/A for the 2004-2005 school year since no Student Interest Survey was required.

KHSAA TITLE IX RE-VISIT  
 BENEFITS - SUMMARY CHART 1  
 2005-2006 SCHOOL YEAR

School \_\_\_\_\_

		SCHEDULING				COACHING			SUPPORT SERVICES			
		COLUMN 1 NUMBER OF SCHEDULED REGULAR SEASON VARSITY CONTESTS <i>I/C Incomplete at this time</i>	COLUMN 2 NUMBER OF HOME "PRIME DATE" CONTESTS (either Friday, Saturday or Sunday)	COLUMN 3 EXPENDITURES FOR ALL COACHES' SALARIES*	COLUMN 4 IS THE HEAD COACH EMPLOYED FULL-TIME ON-CAMPUS? (Y/N)	COLUMN 5 EXPENDITURES FOR EQUIPMENT AND SUPPLIES*	COLUMN 6 EXPENDITURES FOR ANNUAL DUES AND FEES* <i>Coaching cards, Association dues, Clinic fees</i>	COLUMN 7 EXPENDITURES FOR PROMOTIONS/ RECOGNITION* (PUBLICITY, AWARDS, BANQUETS, ETC.)	COLUMN 8 EXPENDITURES FOR TRAVEL & PER DIEM* <i>Provided by Board of Ed.</i>			
	2004-2005	2005-2006	2004-2005	2004-2005	2005-2006	2004-2005	2004-2005	2004-2005	2004-2005			
G basketball	22	3	6	1.19 of Base	yes	16,700	1300	150	3100			
B basketball	24	3	6	1.19 "	yes	11,600	1300	150	5200			
G softball	20			1.08	No	3,900	800	150	1800			
B baseball	29			1.08	yes	11,700	300	150	4700			
G cross country	10			1.03	yes	500	100	100	800			
B cross country	10			1.03	yes	500	100	100	800			
G golf	12			1.03	yes	1500	400	100	700			
B golf	18			1.03	yes	1500	400	100	700			
G soccer	17			1.08	No	13,000	200	150	2000			
B soccer	N/A			N/A	N/A	N/A	N/A	N/A	N/A			

\* Round off Expenditures to the nearest one hundred dollars

DIRECTIONS FOR COMPLETING EACH COLUMN ARE ENUMERATED ON PAGES 8 & 9



KHSAA TITLE IX RE-VISIT  
BENEFITS - SUMMARY CHART 2  
2005-2006 SCHOOL YEAR

School \_\_\_\_\_

	BENEFITS									
	SCHEDULING				COACHING		SUPPORT SERVICES			
	COLUMN 1 NUMBER OF SCHEDULED REGULAR SEASON VARSITY CONTESTS <i>I/C Incomplete at this time</i>	COLUMN 2 NUMBER OF HOME "PRIME DATE" CONTESTS (either Friday, Saturday or Sunday)	COLUMN 3 EXPENDITURES FOR ALL COACHES' SALARIES*	COLUMN 4 IS THE HEAD COACH EMPLOYED FULL-TIME ON-CAMPUS? (Y/N)	COLUMN 5 EXPENDITURES FOR EQUIPMENT AND SUPPLIES*	COLUMN 6 EXPENDITURES FOR ANNUAL DUES AND FEES* <i>Coaching Cards Association Fees Clinic Fees Tour Fees</i>	COLUMN 7 EXPENDITURES FOR PROMOTIONS/ RECOGNITION* (PUBLICITY, AWARDS, BANQUETS, ETC.)	COLUMN 8 EXPENDITURES FOR TRAVEL & PER DIEM* <i>Provided by Board of Ed</i>		
	2004-2005	2004-2005	2004-2005	2005-2006	2004-2005	2004-2005	2004-2005	2004-2005		
G swimming	8	I/C	1.03	No	500	100	100	100		
B swimming	8	I/C	1.03	No	500	100	100	100		
G track	13	I/C	1.03	Yes	500	200	100	700		
B track	13	I/C	1.03	Yes	500	200	100	700		
G tennis	18	I/C	1.03	Yes	1300	100	100	700		
B tennis	18	I/C	1.03	Yes	1300	100	100	700		
G volleyball	18	18	1.06	No	7,500	500	150	1800		
B wrestling	16	I/C	1.03	No	19,000	500	150	1100		
G (list sport)	-	-	-	-	-	-	-	-		
B football	10	10	1.19	Yes	39,000	1000	150	3400		

\* - Round off Expenditures to the nearest one hundred dollars

DIRECTIONS FOR COMPLETING EACH COLUMN ARE ENUMERATED ON PAGES 8 & 9



**KHSAA TITLE IX RE-VISIT  
BENEFITS CHARTS – DIRECTIONS  
2005-2006 SCHOOL YEAR**

**DIRECTIONS FOR COMPLETING EACH COLUMN ON FORMS T-71 & T-72**

**COLUMN 1**

On Summary Chart 1 and Summary Chart 2 (Forms T-71 and T-72), record the Number of Regular Season Contests held during the 2004-2005 school year in the sub-column headed 2004-2005. For the sub-column headed 2005-2006, record the number of Regular Season Contests scheduled for each team.

**COLUMN 2**

For Girls' Basketball and Boys' Basketball included on Benefits – Summary Chart 1 (Form T-71), record the Number of varsity "Prime Date" Contests held in 2004-2005 in the sub-column headed 2004-2005. "Prime Date" Contests are defined as home games played on Friday evenings, Saturday and Sunday. For the sub-column headed 2005-2006, record the Number of "Prime Date" home contests scheduled for Girls' Varsity Basketball and the number scheduled for Boys' Varsity Basketball.

**COLUMN 3**

For Girls' Basketball and for every team listed below Girls' Basketball on Benefits – Summary Chart 1 and Summary Chart 2 (Forms T-71 and T-72), record the amount of money expended for coaches' salaries (to include extended employment) for the 2004-2005 school year.

**COLUMN 4**

For Girls' Basketball and for every team listed below Girls' Basketball on the Benefits – Summary Chart 1 and Summary Chart 2 (Forms T-71 and T-72), record a "yes" or a "no" to the question: Is this Coach Employed full-time on-campus during the 2005-2006 school year?

**COLUMN 5**

For Girls' Basketball and for every team listed below Girls' Basketball on the Benefits - Summary Chart 1 and Summary Chart 2 (Forms T-71 and T-72), record the amount of money expended for Equipment and Supplies during the 2004-2005 school year.





**KHSAA TITLE IX RE-VISIT  
BENEFITS CHARTS – DIRECTIONS  
2005-2006 SCHOOL YEAR**

**DIRECTIONS FOR COMPLETING EACH COLUMN ON FORMS T-71 & T-72**

**COLUMN 6**

For Girls' Basketball and for every team listed below Girls' Basketball on the Benefits – Summary Chart 1 and Summary Chart 2 (Forms T-71 and T-72), write in the amount of money expended during the 2004-2005 school year for Annual Dues and Fees. This sum would include money spent for membership dues to professional coaches' associations, entry fees to participate in various athletic contests, clinic attendance expenses, athletic apparel supplied, etc. Do not include membership dues for the KHSAA, officiating fees, security costs, etc.

**COLUMN 7**

For Girls' Basketball and for every team listed below Girls' Basketball on the Benefits - Summary Chart 1 and Summary Chart 2 (Forms T-71 and T-72), write in the amount of money expended for Awards during the 2004-2005 school year. Note that this column includes also money spent on publicity, promotions and banquets.

**COLUMN 8**

For Girls' Basketball and for every team listed below Girls' Basketball on the Benefits - Summary Chart 1 and Summary Chart 2 (Forms T-71 and T-72), write in the amount of money expended for travel during the 2004-2005 school year. This sum would include transportation charges absorbed by the board of education, district offices or booster groups. Also include meals or snacks provided by organized groups.

**NOTE:**

**Booster Funding financial support MUST be included in expenditure totals.**



KHSAA TITLE IX VISIT  
 CORRECTIVE ACTION - SUMMARY CHART  
 2005-2006 SCHOOL YEAR

School \_\_\_\_\_

SCHOOL YEAR	COLUMN 1 ITEMS FOR CORRECTION IDENTIFIED BY THE SCHOOL ON APRIL 15 <sup>TH</sup> ANNUAL REPORT	COLUMN 2 STEPS TAKEN TO IMPLEMENT CORRECTIVE ACTION	COLUMN 3 DATE OF COMPLETED CORRECTIVE ACTION
1999-2000	There are more male athletes than female athletes. The participation percentage should be close to 50% for males + females	Implement JV soccer for girls Implement volleyball for girls	Fall 2000 Fall 2001
2000-2001	Improve girls participation numbers	Add girls JV + Varsity Volleyball	Fall 2001

Principal's Signature \_\_\_\_\_

DIRECTIONS FOR COMPLETING EACH COLUMN ARE ENUMERATED ON PAGE 14



KHSAA TITLE IX VISIT  
CORRECTIVE ACTION - SUMMARY CHART  
2005-2006 SCHOOL YEAR

KHSAA  
Form T74  
Rev. 8/05

School \_\_\_\_\_

SCHOOL YEAR	COLUMN 1 ITEMS FOR CORRECTION IDENTIFIED BY THE SCHOOL ON APRIL 15 <sup>TH</sup> ANNUAL REPORT	COLUMN 2 STEPS TAKEN TO IMPLEMENT CORRECTIVE ACTION	COLUMN 3 DATE OF COMPLETED CORRECTIVE ACTION
2001-2002	Prime-time play For girls	Schedule equal amount of prime-time games with Boys Basketball	Planned Completion Fall 2003  Improvements needed more work needed
2002-2003	Prime-time play for Girls Basketball  Equal playing facilities for softball	Schedule more girl games on Friday + Saturday  New softball field	Planned Completion fall 2003. Improvements were made.  Spring 2004

Principal's Signature \_\_\_\_\_

DIRECTIONS FOR COMPLETING EACH COLUMN ARE ENUMERATED ON PAGE 14



KHSAA TITLE IX VISIT  
CORRECTIVE ACTION - SUMMARY CHART  
2005-2006 SCHOOL YEAR

KHSAA  
Form T74  
Rev. 8/05

School \_\_\_\_\_

SCHOOL YEAR	COLUMN 1 ITEMS FOR CORRECTION IDENTIFIED BY THE SCHOOL ON APRIL 15 <sup>TH</sup> ANNUAL REPORT	COLUMN 2 STEPS TAKEN TO IMPLEMENT CORRECTIVE ACTION	COLUMN 3 DATE OF COMPLETED CORRECTIVE ACTION
2003-2004	Prime-time play For Girls Basketball	Boy/Girl Double-headers	We have scheduled more prime-time games for girls basketball than we have for boys basketball
2004-2005	N/A		

Principal's Signature \_\_\_\_\_

DIRECTIONS FOR COMPLETING EACH COLUMN ARE ENUMERATED ON PAGE 14



**KHSAA TITLE IX RE-VISIT  
CORRECTIVE ACTION CHART- DIRECTIONS  
2005-2006 SCHOOL YEAR**

**DIRECTIONS FOR COMPLETING EACH COLUMN ON FORM T-74**

*If you do not have adequate space for any of the cells in the Corrective Action Summary Chart (Form T-74), then please include additional pages.*

**COLUMN 1**

For the 1999-2000 school year, write in the Items for Correction identified by school personnel. This information can be copied from the first column, entitled "Item for Correction," on Form T-60, Title IX Corrective Action Plan, incorporated in the original 1999-2000 Self Study. For the 2000-2001 school year, write in the Items for Correction identified by school personnel. This information can be copied from the first column, entitled "Item for Correction," on Form T-60, Title IX Corrective Action Plan, incorporated in the 2000-2001 Annual Report. For the remaining four school years, 2001-2002, 2002-2003, 2003-2004 and 2004-2005, repeat the process using the information from the appropriate Annual Report.

**COLUMN 2**

For the 1999-2000 school year, write in the Steps Taken to Implement Corrective Action. This information can be copied from the second column, entitled "Suggested Change" on Form T-60, Title IX Corrective Action Plan, incorporated in the original 1999-2000 Self Study. For the 2000-2001 school year, write in the Steps Taken to Implement Corrective Action. This information can be copied from the second column, entitled "Suggested Change" on Form T-60, Title IX Corrective Action Plan, incorporated in the 2000-2001 Annual Report. For the remaining four school years, 2001-2002, 2002-2003, 2003-2004 and 2004-2005, repeat the process using the information from the appropriate Annual Report.

**COLUMN 3**

For the 1999-2000 school year, write in the date that the steps taken to implement the corrective action were completed. In other words, fill-in the actual month and year that the identified action developed to address the need for correction was finished. Use Form T-60, Title IX Corrective Action Plan in the Self Study and Annual Reports to identify the correct date. If a particular step has not been finished, write in the expected date of completion. For the remaining school years, 2000-2001, 2001-2002, 2002-2003, 2003-2004 and 2004-2005, repeat the process using the information from the appropriate Annual Report.